



***Mobile Specialty
Vehicles***

A Division of Wakarusa Coach Co.

BECAUSE QUALITY MATTERS



COMMERCIAL-GRADE MOTORCOACH

**DESIGNED SPECIFICALLY FOR THE MOBILE MEDICAL AND SPECIALTY
VEHICLE INDUSTRY.**



Is storage an issue?

Not with WCC/MSV vehicles!

We are the only Manufacturer in the industry that builds below floor storage the length of your mobile space.

This storage area is also heated to protect your utilities and other equipment in every vehicle we manufacture!

This could double the storage space compared to other builders or upfitters.

Your cabinets can finally be used for what they are designed to do, store your essential items while your out in the community!




**Mobile Specialty
Vehicles**

A Division of Wakarusa Coach Co.

- This is an example of our smallest vehicle we manufacture.
- 28' Ford E450 Cutaway
- WC/MSV is the only manufacturer designing and building full length storage into the chassis
- Storage only gets better as the vehicle you choose gets bigger!






- This is our foundation that creates below floor storage. More importantly, it's the strength behind your next mobile vehicle that can outlast the others!




- **That Foundation gets insulated and laminated**
- **Creating a cleanable Storage Compartment**
- **No More Stinky Wet Carpet Smell**



- **Larger, Cleaner, Pass-Through Storage Areas That Can Only Be Found With Our Vehicles**



- If storage isn't important, this is what you will get when purchasing someone else's vehicles.
- Smaller, Carpet Lined Metal Box Storage Compartments
- No Insulation
- No full-length storage
- Less Space With Interior Cabinets Because They Have Less Storage Below Floor




- **When you buy from WC/MSV**
- **Large, Clean And Insulated**
- **Interior Cabinets Will Have More Storage Because More of Your Utilities Can Be Housed Below Floor**

Our Floor Consists Of Strong Tubular Aluminum & Insulated w/Nearly Seamless Floor Decking To Add Additional Strength




- **Competitors Floors Will Consist Of Just Wood Floor Decking. Equals Less Strength and Less Insulation**



We secure our structure together with Huckbolts. Huckbolts are precision engineered tow-piece fasteners that, once installed, never come loose. No Matter how vibration-intensive the environment, Huckbolts stay put. Unlike other fasteners used to hold together your vehicles





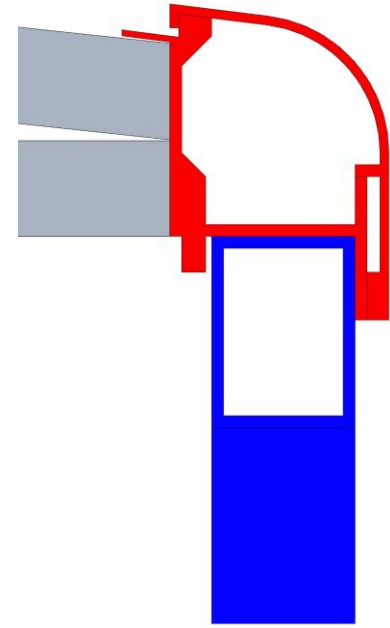
- **Strong Tubular Aluminum Constructed Sidewalls – Look at All that Strength!**



- Look at the Strength In Our Roof!
- Just a Single WCC Roof Truss!



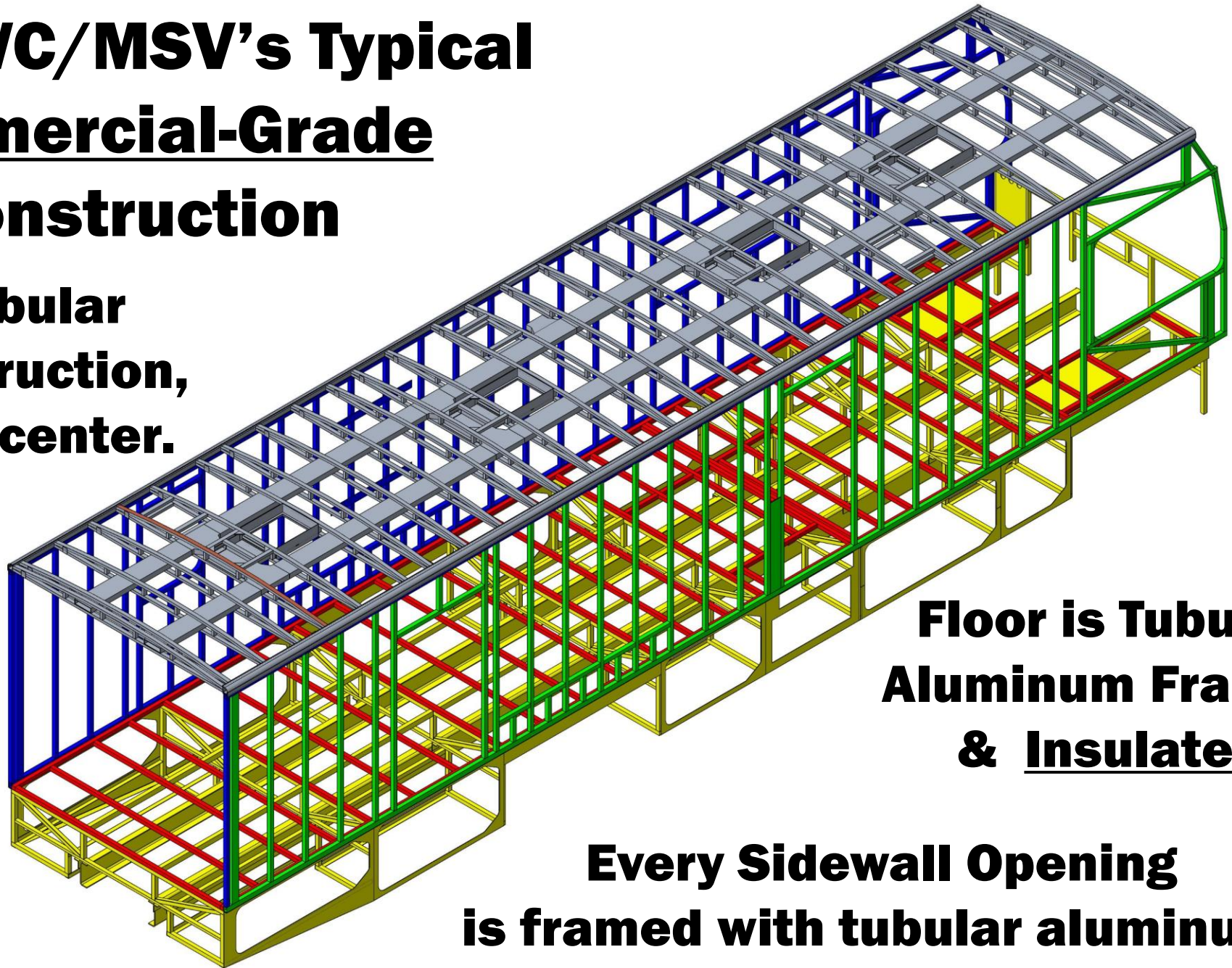
-
- WC/MSV's Exclusive Roof to Sidewall Transition
 - Locking System Provides Maximum Strength To Walls and Roof
 - Space for Wire Runs
 - Increased roof water Run-Off



This is WC/MSV's Typical Commercial-Grade Construction


**3" and 1.5" Tubular
Aluminum Construction,
w/Studs 16" on center.**

**Roof Trusses
are 16"
on center.**



**Floor is Tubular
Aluminum Framed
& Insulated**


**Every Sidewall Opening
is framed with tubular aluminum.**



- **Our exterior wall panel is glued on, not vacuum bonded.**
- **We are not relying on these panels for our strength in our walls. Our aluminum structure is all we need.**



- **1/4" Thick Composite Fiberglass Walls – No Luan Wood!**
- **Creates a strong bearer from the outside elements**
- **Smooth Finish for paint or wrap**



Easy Access to batteries and disconnects

Separate disconnects for clinic and vehicle to ensure batteries stay charged if stored for longer periods



- **Sound Deadening Thermal Foil Insulation Around Every Generator is Standard**
- **Special Mounting to Reduce Vibration Through out The Vehicle**
- **Every Generator is Enclosed to Further Reduce Noise**



Heavy Duty Leveling Jacks are Standard to Reduce Movement While Working Inside





Heavy Duty Commercial Entry Doors

Steps and Doors are important because that's the parts that get used the most on your vehicles



WC/MSV

Heavy Duty
Commercial Grade

Step System

Easy storage for quick
set up and teardown



**Worthy of Supporting
Heavy Traffic**



Our Fit and Finish Is Amongst The Best In The Industry


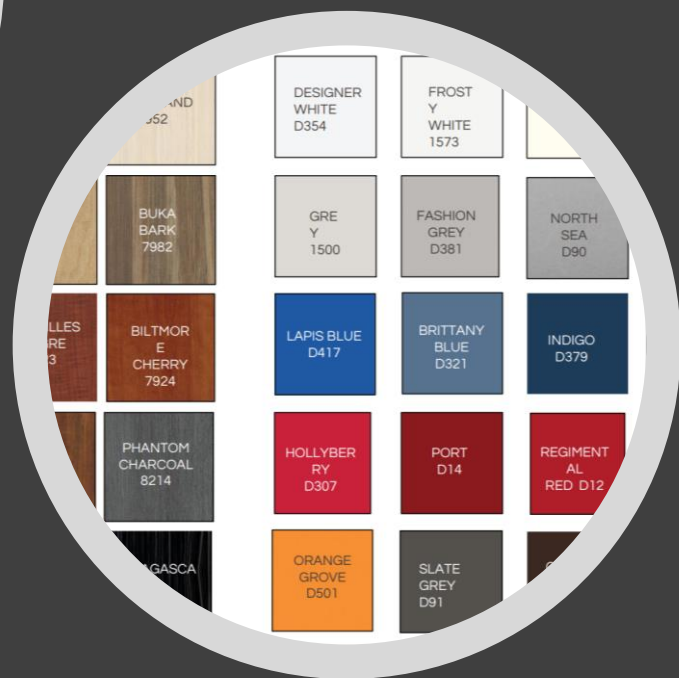


We take our time to produce interiors with less seams in the ceiling! This can reduce cleaning time.

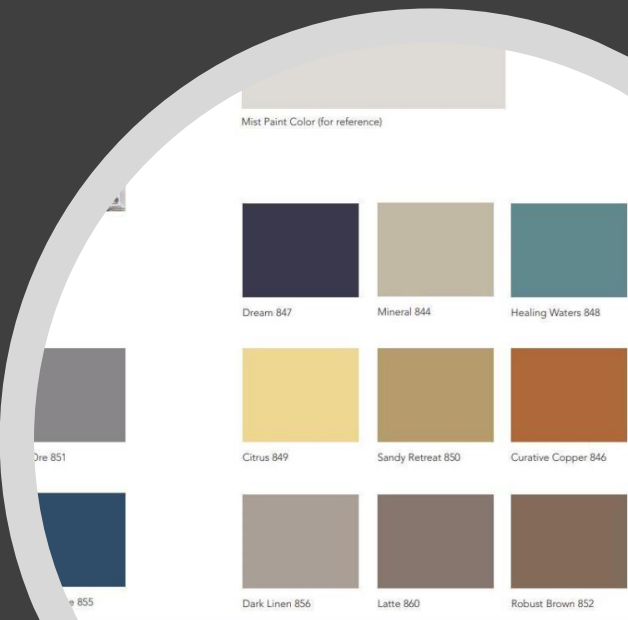


Our interior walls are produced with limited seams and antimicrobial products to reduce germs. This will also reduce the time it takes to clean the area.

Standard Vinyl Upholstery Colors for Seating



Wide Variety Of Available Colors to Choose for Your Interiors





Pocket Doors are Standard on all Hallways. Increasing Usable Floor Space



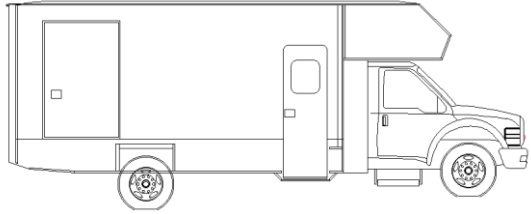
Pick From One Of Our Proven Floor Plans Or Let Our Team Work With Yours To Design A Layout That Fits Your Specific Needs.



Switches, Lighting, Heating, Air Conditioning And Electrical Panel Are Designed to Function And Feel Just Like Your Clinic Or Office Space. Reduces The Learning Curve For Your Team

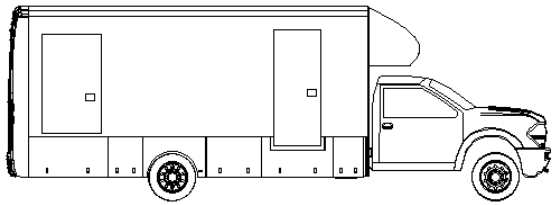


Ford E450 Cutaway



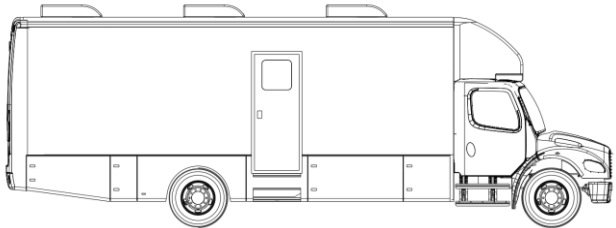
28'

Ram/Ford 5500/550



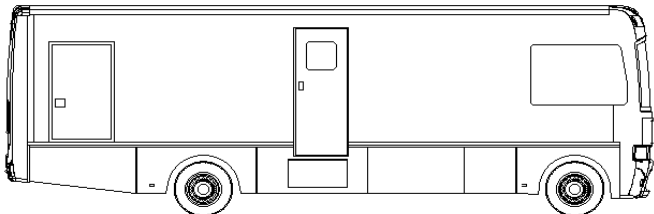
27'-34'

Freightliner S2C Cutaway



30'-36'

Freightliner Diesel Chassis



33'-40'



About MSV: Founded in 1980, Mobile Specialty Vehicles has been a leading provider of specialty vehicles to agencies across the United States and globally. With over four decades of industry experience, we have consistently delivered manufacturing solutions tailored to meet the sophisticated needs of various sectors. Our expertise spans a diverse range of specialized vehicles, notably in Mobile Medical Solutions, encompassing Primary Health Care, Mobile Mammography, Dental and Vision units. Additionally, our commitment to innovation extends to the development of pioneering programs, including Bookmobiles, Mobile Veterinary Clinics, Labs, and public safety solutions.

WWW.MOBILESPECIALTYVEHICLES.COM CALL US TO DESIGN YOUR SPECIALTY VEHICLE (409) 383-0521



E450 Cutaway

Access from cab to body
Body length: 14' to 18'
Overall length: 24' to 28'
Gas & 2-wheel drive



5500 Cab & Chassis

No access cab to body
Body length: 14' to 20'
Overall length: 27' to 34'
Gas or diesel, 2X4 & 4X4
Regular & 4 door cab



Freightliner S2C Cutaway

Access from cab to body
Body length: 18' to 30'
Overall length: 30' to 36'
Diesel & 2-wheel drive



LoneStar Coach

Open from front to back
Overall length: 33' to 40'
Gas or Diesel & 2-wheel drive



www.MobileSpecialtyVehicles.com

[Wakarusa Coach Co. - Wakarusa Coach Co.](#)



**For additional information please reach out to the numbers
below or visit our websites**

(409) 383-0521 or (574) 862-4893

